

## FIXING INSTRUCTIONS

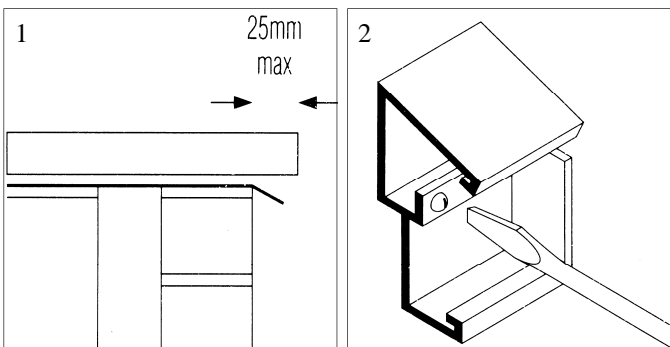
### DRY VERGE SYSTEM

Dry Verge sections are available in lengths of 2.4m together with connector units and right and left hand stop ends.

**FIXING:**

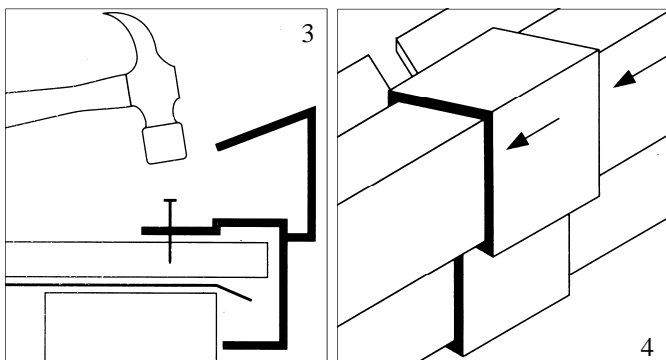
**1.** The underlay and slate battens should be fixed in the normal manner and extended not more than 25mm beyond the face of the gable brickwork or bargeboard.

**2.** Start by selecting a full length of dry verge and slide on a stop end. Secure stop end to verge strip by one complete turn of the small fixing screw.

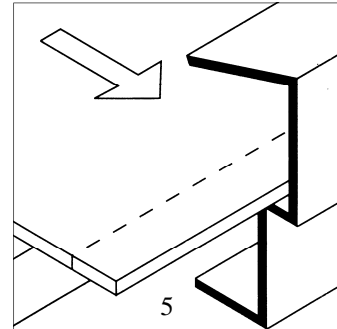


**3.** Starting at eaves, the dry verge sections should be nailed through the fixing slots into the projecting slate. Ensure that the closer overhangs the eaves by the same amount as the first slate course. Slates at the verge should alternate standard slates and slates-and-a-half.

**4.** Fix a connector piece to the end of the first dry verge section and continue up to the ridge.



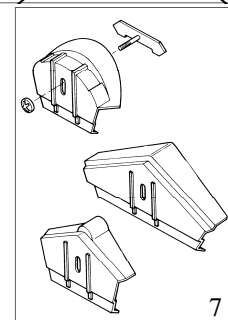
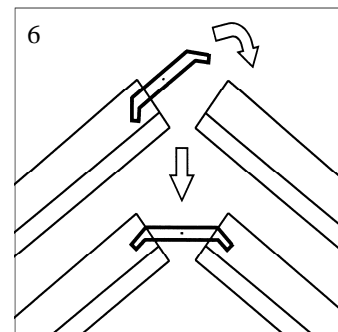
**5.** Lift the angled top flange to enable the slates to be fitted underneath.



**6.** The ridge cap fixing bracket, with the bolt protruding outwards, should be over inserted into the dry verge and then withdrawn slightly into the opposite side.

**7.** Fit the appropriate ridge cap over the dry verge locating the bolt through the hole of the slot. Secure with the large diameter retaining nut.

**8.** If using a capped end ridge tile, mitre cut the verge sections at the ridge and cover the mitre with the ridge cap.



**Other products that can be used in unison here are: A1, A1T3, Wunderlay, VP300, Zytec and VP400 Plus<sup>LR</sup> roofing underlays. All other Protect roofing accessories are suitable for use with these underlays and this product.**

Company names and product descriptions are the Registered Trade Marks of the relevant manufacturer  
**FOR FURTHER INFORMATION ON ALL PROTECT PRODUCTS PLEASE CONTACT:**

**PROTECT MEMBRANES**

2 Brooklands Road, Sale, Cheshire, M33 3SS

Telephone: (+44) 0161 905 5700 Fax: (+44) 0161 905 2085 Web: [www.protectmembranes.com](http://www.protectmembranes.com) Email: [info@protectmembranes.com](mailto:info@protectmembranes.com)



A division of Building Product Design Ltd. Company Registration No: 3944123